



# MD STEEL

*From concept to completion, we've got you covered!*

20  
23



**FABRICATED SHEDS**  
CUSTOM DESIGNED & BUILT TO LAST!

1-3 Merino Street, Forbes NSW 2871  
sales@mdsteelfab.com  
p. 0268 51 4827 | f. 0268 51 4867  
[www.mdsteelfab.com.au](http://www.mdsteelfab.com.au)



# About MD Steel



MD Steel is an independently owned and operated business which has been established in Forbes since 2004.

At MD Steel we sell, design, manufacture and build quality galvanised Steel buildings, sheds & garages, trailers and Ute trays .

Our premium fabricated sheds feature powder-coated universal beam columns and galvanised web trusses. The superior strength of our sheds makes it the preferred option for large clear-span buildings. Every shed is custom designed to perfectly suit the needs of each individual. There are over 20 Colorbond colours to choose from to help enhance and customize your design. Our entire range is made from Australian BlueScope Steel - durable high tensile steel products that exceed all the relevant Australian standards. You know when you purchase from MD Steel that you are guaranteed 100% Australian made products right down to the brackets and components! The BlueScope-Lysaght warranty is available on all the materials we supply.

We have a team of qualified and experienced tradespeople who can provide you with quality services and advice required for your next commercial, industrial, domestic or rural building project so when you buy with MD Steel, you are dealing with local people, local expertise and local service whilst choosing from an extensive range of quality Australian products.

We provide a range of structural steel fabrication services to our customers who include commercial and industrial organisations, governments, schools, farmers and householders within the central western district and beyond.

In the past we have successfully designed on many types of projects including:

- Hay Sheds
- Workshops
- Aircraft Hangars
- Machinery Sheds
- Factories
- Horse Arenas/Stables
- Shearing Sheds
- Chemical Sheds
- Gymnasium

MD Steel Sheds will last and look good for years to come.

“ We needed a large shed on our property for equipment & machinery storage. MD Steel were fast, efficient and got the job done right. Thank you ”

“ We would recommend MD Steel to anyone wanting a quality job. Thank you for the fantastic shed. Everything was exactly as promised - No surprises ”



**Call now!**

02 6851 4827



troy@mdsteelfab.com



1-3 Merino Street, Forbes NSW

# MD 10 STEP PROCESS



## ENQUIRY

When you first contact our shed sales team, they will work with you to build a shed that's right for you and your budget. They will also explain what different options are available to help make the best decision.

01



## PROJECT PROPOSAL

After contacting our sales team, you will receive a complete written quotation, specifying what you will receive. As part of this you will also receive a concept shed drawing to help you visualise the finished project.

02



## FINAL APPROVAL & AGREEMENT

When you are ready to progress, the final building details can be confirmed, i.e. colours, door sizes, windows, pa doors and other configurations you would like added. A site inspection if needed can be arranged to ensure there is a level and clear space to work in.

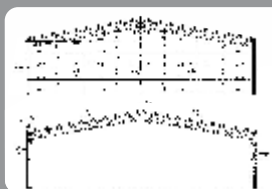
03



## DEPOSIT

A 30% deposit of the quoted price will be required to secure your order. We accept Visa/Mastercard, Cash, Cheque or Direct Bank Transfer.

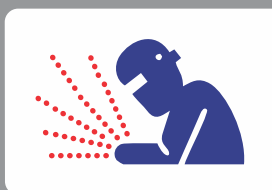
04



## SHED DRAWINGS

Once payment has been received, Engineering with elevation plans will be prepared which will provide all the information you need for Council Building approval.

05



## PRODUCTION

Your shed will be fabricated by our team of qualified fabricators in our state of the art manufacturing plant. During the production process you will be kept up-to-date with the development. Slab/Piers will also be arranged during this time.


06



## DELIVERY

As your project reaches completion, you will be contacted to organise your second payment and plan of delivery. Delivery of your shed will not be possible without this payment.

07



## INSTALLATION

Our highly experienced erection team will be on-site to start installation. This team will have your shed built quickly and professionally ready for you to put to use. Our building team are tradesmen who take great pride in their work.

08



## COMPLETION

On completion of your shed our erection team will go over the project with you to ensure that your shed is finished to your standards and that you are completely happy with the finished product.

09



## FOLLOW UP

Once shed is complete you will be contacted by one of our expert team members to ensure that your shed meets your expectations. In addition, you will have the peace of mind knowing your shed materials are covered by the BlueScope-Lysaght warranty.

10

# Site Preparation & Concrete



## Earthworks

Prepare site and Laser leveling of road base.



## Excavator

Digging of edge beam footings.



## Concreting

Create formwork, pour and level.



## Scissor Lifts

We have a range of Scissor Lift Booms available to reach high in almost any condition.



Site preparation and selection is very important. Some considerations you need to think about include: levels; tree overhangs; ground water drainage; space for doors to swing open; access to underground pipes; soil type; clearance required to install the shed. As well as offering help when it comes to the assembly of your new shed, we can also organise site preparation to ensure everything goes smoothly when you put your product up.

Setting up a site so that it is level and suitable for a concrete slab or direct to ground installation requires more work that you might first think. Also consider how water will drain around your shed. If your shed is larger than 10m<sup>2</sup> it may need a permit.

Each State has their own regulations so it is definitely worth checking before ordering your shed. The site must be level and slightly raised above the surrounding ground. This ensures the shed's concrete slab will be founded on a hard, flat and level base. The level of the shed floor will be approximately 100mm above the surrounding ground.

# WHY CHOOSE US

## DISCOVER THE DIFFERENCE

MD Steel Sheds are fabricated using Web Trusses and Powder-coated universal beam columns.

This allows for wider spans up to 60 metres and heights to suit your needs.

Our design offers the flexibility on span lengths and bay sizes and also offers the durability to protect against our harsh Australian climate.

MD Steel Sheds are fabricated in Australia and using all Australian made products. You know you are getting a premium quality building made from Australian BlueScope Steel, not only it is a premium product you know it will stand the test of time.

Our range of sheds are suitable for use as Rural Haysheds, Machinery Sheds, Workshops, Aircraft Hangers, Warehouses and Commercial Buildings or whatever it maybe you require.



### QUALITY CLADDING

Choose from ZINCALUME or COLORBOND Steel cladding in up to 28 Colours, 2 thicknesses and 3 profiles for versatility & reliability.



### RHS WEB TRUSSES

Our triangulated web system is proportioned to span to provide stronger structural integrity by transferring the load to structural columns.



### POWDER COATED UNIVERSAL BEAM COLUMN

Our Universal Columns (UB) are a solid one piece construction from top to bottom. All our Columns are sandblasted then powder-coated giving it a high-quality and extremely durable finish.



### GUTTERING & PVC DOWNPIPES

Our Sheerline gutters are extremely flexible guttering system featuring concealed fixing for greater durability, longer life & available in a large range of Colorbond colours. We also use PVC downpipes to ground level. Both these products are standard features on all our Sheds.



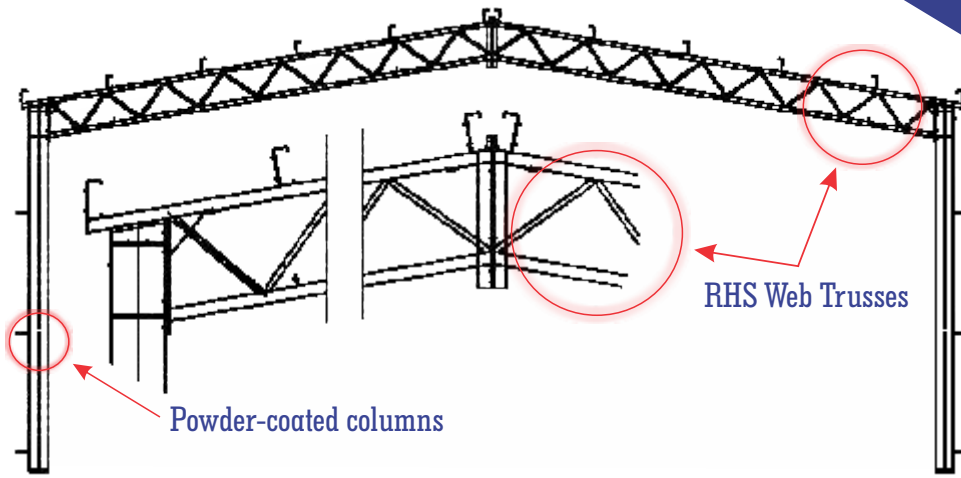
### WALL AND ROOF BRACING

Heavy duty Wall and Roof bracing plays a vital part in keeping your building standing. Our engineers' ensure the allowance is made to withstand whatever Mother Nature may throw your way. All our sheds are standard with fly and cross bracing.



# MD THE ONLY CHOICE

*Our unique design*



✓ 100% AUSTRALIAN STEEL

✓ POWDER-COATED COLUMNS

✓ GALVANISED WEB TRUSSES

# Colorbond®



Classic Cream™

Paperbark®

Shale Grey™



Pale Eucalypt®

Woodland Grey®

Windspray™



Deep Ocean®

Cottage Green®

Wallaby™



Manor Red®

Night Sky®

Ironstone®



Surfmist®

Evening Haze®

Jasper™



Dune®

Cove™

Basalt™



Gully™

Mangrove™

Terrain®



Monument®

**PLEASE NOTE:**

We recommend checking your chosen colour against an actual sample before purchasing.

## Colour Your World

You can choose from up to 22 standard colours from the COLORBOND® steel range.

This ensures your shed or garage will perfectly match the colours you've chosen for your roof, gutters and downpipes.

### Profiles

#### Corrugate



762 Cover -  
Overall sheet width 855mm

#### K-Panel



186 Pan - 864 Cover - 30 Rib  
Overall Sheet Width 900

#### Monoclad



130 Pan - 762 Cover  
Overall Sheet Width 830

